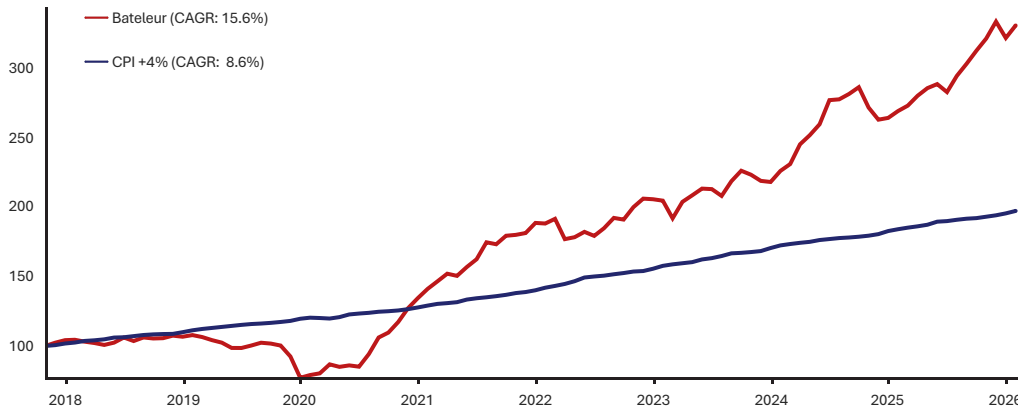


FUND CLASSIFICATION: The Bateleur Special Opportunities Prescient RI Hedge Fund is a flexible hedge fund suitable for retail investors including high net worth individuals, institutions, family offices and hedge fund of funds.

INVESTMENT OBJECTIVE & PHILOSOPHY: The Fund will aim to generate returns in excess of CPI +4% per annum over a 3-year period, with a strong risk management focus. The fund will seek to capture value opportunities in JSE listed shares which are likely to be unlocked over a two to three-year horizon but may be subject to short term price volatility.

WHAT THE FUND INVESTS IN: The fund primarily targets value opportunities in JSE-listed equities, while retaining full flexibility to invest in a broad range of listed and unlisted instruments permitted by legislation. The fund may take long and short positions, hold cash when appropriate, and use derivatives, with total market exposure limited to 200% of NAV (commitment method).

CUMULATIVE PERFORMANCE SINCE INCEPTION



Bateleur Special Opportunities Prescient RI Hedge Fund vs Benchmark (CPI +4%) from inception to 30 April 2026

The investment performance is for illustrative purposes only, and is calculated by taking the actual initial fees and all ongoing fees into account for the amount shown. This takes into account reinvesting the distribution.

Source: Bloomberg, performance as calculated by Bateleur Capital

RETURN ANALYSIS

Net Returns	Fund	Benchmark
Cumulative		
Since Inception	230%	97%
Annualised		
Since Inception	15.6%	8.6%
5 Year	18.5%	8.8%
3 Year	17.3%	7.7%
1 Year	22.9%	7.1%

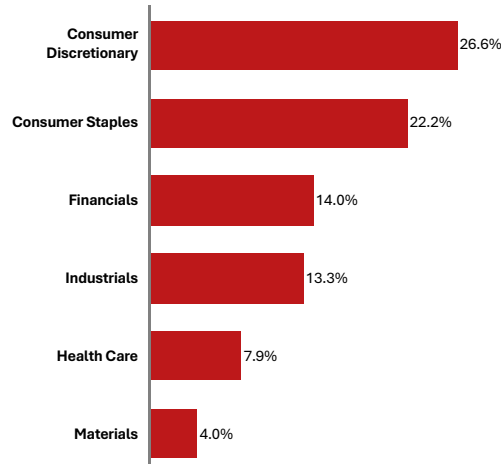
RISK ANALYSIS

Risk Measures	Fund	JSE Mid Cap Index
Sharpe Ratio	0.7	0.2
Sortino Ratio	1.1	0.3
Standard Deviation	13.4%	16.9%
Best Month	12.6%	10.1%
Worst Month	-16.5%	-23.7%
% Positive Months	65.0%	62.6%
Highest rolling 12 Months	90.6%	51.9%
Lowest rolling 12 Months	-27.6%	-23.7%
Maximum Drawdown	-28.4%	-35.6%

ASSET ALLOCATION

Current Portfolio Breakdown	% of NAV
Equity Holdings	88.0%
Exchange Traded Funds	0.0%
Liquid Investments and Cash	12.0%
Net Exposure	88.0%
Gross Exposure	88.0%

EQUITY SECTOR ALLOCATION



ABOUT THE FUND

Fund Managers:

Charl Gous

Launch Date:

1 February 2018

Reclassified to Retail CIS Hedge Fund from 20 December 2022

ASISA Classification:

SA Portfolios

Long Short Equity Hedge Fund

Long Bias Equity Hedge Fund

Benchmark:

CPI +4%

Minimum Investment:

R25,000 or R2,000 monthly

Additional Lump Sum:

R5,000

Unit Price:

R2,440.98

Number of Units in Issue:

51,729

Fund Size:

R135m

Valuation:


Monthly

(daily available — please contact for more information)

Withdrawal Terms:

Three month notice period

Risk Profile:



FEES

Initial Fund Fee:

Nil

Initial Adviser Fee:

Nil

Service Charge:

1% plus VAT

Performance Fee:

20% on outperformance of the benchmark.

EXPENSE RATIOS

TER incl. VAT:

2.26%

TIC incl. VAT:

2.47%

INCOME DISTRIBUTION

April 2023 10,998.87c per unit

April 2024 5,820.37c per unit

April 2025 0.00c per unit

April 2026 4,765.68c per unit

NET MONTHLY PERFORMANCE

Year	Jan	Feb	Mar	Apr	May	Jun	Jul	Aug	Sep	Oct	Nov	Dec	YTD
2026	2.8%	3.8%	-3.5%	2.8%									5.8%
2025	-5.1%	-3.2%	0.5%	1.9%	1.5%	2.6%	2.0%	1.0%	-2.0%	4.1%	3.0%	3.1%	9.2%
2024	-1.3%	-2.0%	-0.4%	3.6%	2.2%	6.1%	2.7%	3.1%	6.7%	0.2%	1.4%	1.7%	26.6%
2023	4.7%	3.1%	-0.2%	-0.5%	-6.2%	6.2%	2.3%	2.3%	-0.2%	-2.3%	5.1%	3.4%	18.4%
2022	0.4%	0.7%	4.0%	-0.2%	1.8%	-7.6%	0.8%	2.2%	-1.6%	3.1%	4.0%	-0.6%	6.5%
2021	6.9%	8.5%	5.7%	4.9%	3.8%	3.8%	-1.0%	4.2%	3.6%	7.5%	-0.8%	3.5%	63.4%
2020	-1.4%	-7.8%	-16.5%	2.5%	1.6%	8.0%	-2.1%	1.2%	-1.1%	10.6%	12.6%	3.3%	7.8%
2019	0.2%	1.7%	-0.7%	1.1%	-1.3%	-2.1%	-1.7%	-3.7%	0.0%	1.8%	2.0%	-0.6%	-3.5%
2018			1.8%	0.3%	-1.3%	-1.0%	-1.3%	1.6%	3.6%	-2.4%	2.5%	-0.7%	5.3%

RESPONSIBLE PARTIES

Investment Manager:
Bateleur Capital (Pty) Ltd

Prime Brokers:
Peresec Prime Brokers (Pty) Ltd

Primary Custodian:
Nedbank Investor Services

Administrator:
Prescient Fund Services (Pty) Ltd

Auditors:
Ernst & Young Incorporated

CONTACT

Bateleur Capital (Pty) Ltd
Authorised Financial Services
Provider, FSP No. 18123

Block H, The Terraces
Steenberg Office Park
Silverwood Close, Westlake
South Africa, 7945

T: +27 (0)21 657 2100
E: funds@bateleurcapital.com
W: bateleurcapital.com

Prescient

Collective Investment Schemes in Securities (CIS) should be considered as medium to long-term investments. The value may go up as well as down and past performance is not necessarily a guide to future performance. CIS's are traded at the ruling price and can engage in scrip lending and borrowing. The collective investment scheme may borrow up to 10% of the market value of the portfolio to bridge insufficient liquidity. A schedule of fees, charges and maximum commissions is available on request from the Manager. There is no guarantee in respect of capital or returns in a portfolio. A CIS may be closed to new investors in order for it to be managed more efficiently in accordance with its mandate. CIS prices are calculated on a net asset basis, which is the total value of all the assets in the portfolio including any income accruals and less any permissible deductions (brokerage, STT, VAT, auditor's fees, bank charges, trustee and custodian fees and the annual management fee) from the portfolio divided by the number of participatory interests (units) in issue. Forward pricing is used. The Fund's Total Expense Ratio (TER) reflects the percentage of the average Net Asset Value (NAV) of the portfolio that was incurred as charges, levies and fees related to the management of the portfolio. A higher TER does not necessarily imply a poor return, nor does a low TER imply a good return. The current TER cannot be regarded as an indication of future TER's. During the phase in period TER's do not include information gathered over a full year. Transaction Costs(TC) is the percentage of the value of the Fund incurred as costs relating to the buying and selling of the Fund's underlying assets. Transaction costs are a necessary cost in administering the Fund and impacts Fund returns. It should not be considered in isolation as returns may be impacted by many other factors over time including market returns, the type of Fund, investment decisions of the investment manager and the TER.

Management Fee	1.15%
Performance Fee	0.76%
Other Fees	0.35%
Total Expense Ratio (TER)	2.26%
Transaction Costs (TC)	0.21%
Total Investment Charge (TIC)	2.47%

Where a current yield has been included for Funds that derive its income primarily from interest bearing income, the yield is a weighted average yield of all underlying interest bearing instruments as at the last day of the month. This yield is subject to change as market rates and underlying investments change.

The Manager retains full legal responsibility for any third-party-named portfolio. Where foreign securities are included in a portfolio there may be potential constraints on liquidity and the repatriation of funds, macroeconomic risks, political risks, foreign exchange risks, tax risks, settlement risks; and potential limitations on the availability of market information. The investor acknowledges the inherent risk associated with the selected investments and that there are no guarantees. Please note that all documents, notifications of deposit, investment, redemption and switch applications must be received by the Manager by or before 13:00 (SA), to be transacted at the net asset value price for that day. Where all required documentation is not received before the stated cut off time Prescient shall not be obliged to transact at the net asset value price as agreed to. Funds are priced at either 3pm or 5pm depending on the nature of the Fund. Prices are published daily and are available on the Prescient website.

Performance has been calculated using net NAV to NAV numbers with income reinvested. The performance for each period shown reflects the return for investors who have been fully invested for that period. Individual investor performance may differ as a result of initial fees, the actual investment date, the date of reinvestments and dividend withholding tax. Full performance calculations are available from the manager on request.

For any additional information such as fund prices, brochures and application forms please go to www.bateleurcapital.com

Risk Guidance:

Low:

Generally low risk portfolios have minimal equity exposure or equity exposure, resulting in far less volatility than more aggressive mandated portfolio and in turn the probability of capital loss (permanent/temporary) is less likely.

Expected potential long term investment returns could be lower over the medium to long term

Moderate:

These portfolios generally hold more equity exposure than low risk portfolios but less than high risk portfolios.

In turn, the expected volatility is higher than low risk portfolios but less than high risk portfolios.

The probability of losses are higher than low risk portfolios, but less than high risk portfolios.

Expected potential long term investment returns could therefore be lower than high risk portfolios due to lower equity exposure, but higher than low risk portfolios.

High:

Generally these portfolios hold more equity exposure than any other risk profiled portfolios. These portfolios therefore tend to carry more volatility.

Expected potential long term returns could be higher than other risk profiles, in turn potential losses of capital could be higher.

Derivatives risk:

The use of derivatives could increase overall risk by magnifying the effect of both gains and losses in a Fund. As such, large changes in value and potentially large financial losses could result.

Currency exchange risk:

Changes in the relative values of individual currencies may adversely affect the value of investments and any related income.

Equity investment risk:

Value of equities (e.g. shares) and equity-related investments may vary according to company profits and future prospects as well as more general market factors. In the event of a company default (e.g. bankruptcy), the owners of their equity rank last in terms of any financial payment from that company.

Glossary Summary

Annualised performance: Annualised performance show longer term performance rescaled to a 1 year period. Annualised performance is the average return per year over the period. Actual annual figures are available to the investor on request.

CAGR: Compound Annual Growth Rate is the mean annual growth rate of an investment over a specified period of time, longer than 1 year.

Highest & Lowest return: The highest and lowest returns for any 1 year over the period since inception have been shown.

NAV: The net asset value represents the assets of a Fund less its liabilities.

High Water Mark (HWM): The highest level of performance achieved over a specified period.

Contact Details

Management Company:

Prescient Management Company (RF) (Pty) Ltd, Registration number: 2002/022560/07 Physical address: Prescient House, Westlake Business Park, Otto Close, Westlake, 7945 Postal address: PO Box 31142, Tokai, 7966. Telephone number: 0800 111 899. E-mail address: info@prescient.co.za Website: www.prescient.co.za

Trustee:

Nedbank Investor Services Physical address: 2nd Floor, 16 Constantia Boulevard, Constantia Kloof, Roodepoort, 1709 Telephone number: +27 11 534 6557 Website: www.nedbank.co.za

The Management Company and Trustee are registered and approved under the Collective Investment Schemes Control Act (No.45 of 2002). Prescient is a member of the Association for Savings and Investments SA.

Investment Manager:

Bateleur Capital (Pty) Ltd, Registration number: 2003/029676/07 is an authorised Financial Services Provider (FSP 18123) under the Financial Advisory and Intermediary Services Act (No.37 of 2002), to act in the capacity as investment manager. This information is not advice, as defined in the Financial Advisory and Intermediary Services Act (NO.37 of 2002). Please be advised that there may be representatives acting under supervision.

Physical address: Block H, The Terraces, Steenberg Office Park, Silverwood Close, Westlake, 7945 Postal address: Postnet Suite 130, Private Bag X1005, Claremont, 7735. Telephone number: 021 657 2100 Website: www.bateleurcapital.com

This document is for information purposes only and does not constitute or form part of any offer to issue or sell or any solicitation of any offer to subscribe for or purchase any particular investments. Opinions expressed in this document may be changed without notice at any time after publication. We therefore disclaim any liability for any loss, liability, damage (whether direct or consequential) or expense of any nature whatsoever which may be suffered as a result of or which may be attributable directly or indirectly to the use of or reliance upon the information.

Performance Fee: The Fund charges a base and performance fee. Performance fees are payable on outperformance of the benchmark.

This portfolio operates as a white label fund under the Prescient Retail Hedge Fund Scheme, which is governed by the Collective Investment Schemes Control Act